










| | |
|---|--|
| Students new to visual art study | <h2 style="margin: 0;">VISUAL ART</h2> <p>CUA51115 Diploma of Visual Art - 1 year CUA60715 Advanced Diploma of Visual Art - 1 year</p> |
|  | <p>Year 1 PAINTING METHODS</p> <p>This year-long subject is made up of three separate study units. Each unit runs for a half-day session over a 12 week trimester. Units can be enrolled in any order, or as a single unit of study, if chosen. Three study units complete this subject in the Diploma of Visual Art and enables students to progress to the Advance Diploma.</p> <p>Study Units: 1 PAa Painting Methods (Autumn) 2 PAw Painting Methods (Winter) 3 PAs Painting Methods (Spring)</p> <p>Painting Methods will provide new students a thorough practical understanding of painting methods and techniques. Emphasis is placed on the nature of observation and the way it is utilised in painting. The subject explores a wide range of contemporary and historical sources and students will gain a comprehensive theoretical and practical understanding of painting. Included in the subject is the practice handling of oil paints, use of opaque and transparent pigments, colour mixing and selection, preparation of painting surfaces such as canvas, types of brushes and more. Students will also explore various approaches to paint application including blending, glazing, scumbling, wet in wet, encaustic wax and impasto. A materials list will be given to students before they start.</p> |
|  | <p>Year 1 DRAWING AND MIXED MEDIA</p> <p>This year-long subject is made up of three separate study units. Each unit runs for a half-day session over a 12 week trimester. Units can be enrolled in any order, or as a single unit of study, if chosen. Three study units complete this subject in the Diploma of Visual Art and enables students to progress to the Advance Diploma.</p> <p>Study Units: 7 DMMa Drawing & Mixed Media Layers (Autumn) 8 DMMw Drawing & Mixed Media Line (Winter) 9 DMMs Drawing & Mixed Media Light (Spring)</p> <p>For new students, Drawing & Mixed Media concentrates on fundamental methods and alternative approaches to drawing. It covers principles and techniques in working from the life model, general, and exploratory drawing. Its aim is to develop and extend observational skills, vocabulary in drawing and visual understanding. The subject essentially helps students find their own individual approach. Students will work with elements both within and outside the studio and will explore media and techniques including overlapping styles; surface and image interplay; use of traditional and alternative wet and dry media, including permanent marker, charcoal, graphite, pastel, ink, collage and photocopy. Skills will be developed in the use of line, light and tone, scale, colour, perspective and figure drawing. Students will produce a comprehensive folio that will include quick short notational drawing as well as longer extended drawing. A materials list will be given to students before they start.</p> |
|  | <p>Year 1 STUDIO ART & IDEAS</p> <p>This year-long subject is made up of three separate study units. Each unit runs for a half-day session over a 12 week trimester. Units can be enrolled in any order, or as a single unit of study, if chosen. Three study units complete this subject in the Diploma of Visual Art and enables students to progress to the Advance Diploma.</p> <p>Study Units: 13 SAa Studio Art & Ideas (Autumn) 14 SAw Studio Art & Ideas (Winter) 15 SAs Studio Art & Ideas (Spring)</p> <p>For new students, this subject is about learning the creative process of marrying creative ideas with materials and processes. It is the critical beginning to learning about making art and discovering when an idea works. In this subject, students' can take creative risks and experiment with different media or they can expand on a medium they have learnt, or are learning, such as painting, drawing, sculpture, digital, photo media or other.</p> <p>Under guidance and support from experienced studio teachers and practising artists, projects are initiated to stimulate ideas and students gain confidence exploring possibilities that enable them to grow their studio work and to bring in new ideas as they come to them.</p> <p>Studio Art & Ideas is the beginning of identifying what art a student would like to make or what materials they like to work with. Other subjects focus on the medium and the teaching of skills whereas Studio Art & Ideas focuses on the student to help them to identify their strengths and how to develop and shape them. The students' identity emerges and their future major work is often determined in this subject.</p> <p>The subject will involve projects, studio activities, visual journals, discussions, gallery experiments, visits to galleries and museums and visiting artists. In the second year, full-time students will receive a studio space as their studio work expands.</p> |

| | |
|---|---|
|  | <p>Year I SCULPTURE & INSTALLATION</p> <p>This subject is made up of two separate study units. Each unit runs for a half-day per week over a 12 week trimester, and can be enrolled in any order or as a single unit of study, if chosen. Two study units complete this subject in the Diploma of Visual Art.</p> <p>Each unit runs for a half-day session over a 12 week trimester</p> <p>Study Units: 19 SCUa Sculpture & Installation (Autumn) 20 SCUw Sculpture & Installation (Winter)</p> <p>In this comprehensive sculpture and Installation subject, students develop fundamental skills in working with 3D materials including modelling in clay, using plaster and wire and found materials. The use of materials and forms are nurtured through both traditional and alternative approaches to scale, shape, rhythm and dynamic. Students develop a sound knowledge of sculpture practice and ideas as well as contemporary tendencies in sculpture today. Individual approaches are encouraged and teachers provide guidance on developing concepts. A materials list will be given to students before they start.</p> |
|  | <p>Year I ART HISTORY & THEORY</p> <p>This subject is made up of two separate study units. Each unit runs for a half-day per week over a 12 week trimester, and can be enrolled in any order or as a single unit of study, if chosen. Two study units complete this subject in the Diploma of Visual Art.</p> <p>Study Units: 21 AH20 Art History 20th Century Modernism (Autumn) 22 AHP Art History Postmodernism (Spring)</p> <p>20th Century Modernism This subject provides an introduction to the major art movements that established a foundation for Modernism in art practice. Students explore Impressionism, Post-Impressionism, Cubism, Fauvism, Dada, Surrealism, Abstract Expressionism and the subsequent variety of strategies that culminated in Conceptual Art in the 1970s.</p> <p>Art History Postmodernism In Postmodernism, students investigate the revival of painting in the 1980s and the pluralism of approaches to art practice that characterise the contemporary scene. Emphasis is placed on the variety of approaches dominating the current discourse of visual art including deconstruction, post-colonialism, gender and global issues.</p> |
|  | <p>DIGITAL & MOVING IMAGE</p> <p>This subject is made up of two separate study units. Each unit runs for a half-day per week over a 12 week trimester, and can be enrolled in any order or as a single unit of study, if chosen. Two study units complete this subject in the Diploma of Visual Art.</p> <p>Study Units: 26 DMIw Digital Moving Image W 27 DMIs Digital Moving Image S</p> <p>Digital & Moving Image aims to introduce students to the world of digital art technologies as a creative tool. It covers basic video / digital production techniques and experimentation– as applied in the creative industries. It can be used by visual artists, graphic designers, animators, photographers, as well as students new to the digital medium, to get off the ground in the world of digital art. This unit is taught as a series of tutorials and practical projects designed to introduce students to a variety of digital art production and video editing techniques including basic editing, simple film making techniques, green screening, animating in iMovie and digital image manipulation techniques in Adobe Photoshop.</p> |

| | |
|---|--|
|  | <p>NEW YORK & VENICE BIENNALE</p> <p>Once a year the college offers a short intensive study trip overseas that can also be taken as an elective against a drawing unit of study in the Diploma and Advanced courses in Visual Art or Graphic Design.</p> <p>In 2021, August 26 - September 8, Latrobe College will be conducting its next student program to the Venice Biennale, the major international contemporary art show held once every two years in Venice, Italy. The trip is both a practical program, with the focus on completing a visual journal as well as an opportunity to explore contemporary art at the Biennale. Included are visits to major art museums including Punta Della Dogana, Palazzo Grassi and the Peggy Guggenheim. Daily drawing classes will be held and the program is accredited subject towards the Diploma/Advanced Diploma of Visual Art and Diploma of Graphic Design. On return to Melbourne, students can display their work in an exhibition of the journals at the Latrobe College Gallery. All students and non-students are welcome to attend this program.</p> <p>In 2022, August 24 - September 4, the college will conduct its next student trip to New York City. In this subject, students, over 2 weeks, will explore galleries, museums, produce an art journal, attend classes and talks, work on practical projects, and explore New York. Included are visits to museums and galleries including: P.S.1 Contemporary Art Centre, Guggenheim Museum, Metropolitan Museum Of Art, The New Museum, Museum Of Modern Art, Whitney Museum Of Art, Chelsea/Soho Galleries, Storm King Art Center in upstate New York, Brooklyn Museum, The Drawing Centre, and Dumbo Art Festival. All materials and museum entries are included. On return to Melbourne, students can display their work in an exhibition of the journals at the Latrobe College Gallery. The program is accredited as a drawing subject within the Diploma and Advanced Diploma of Visual Art and the Diploma of Graphic Design.</p> |
| <p>VISUAL ART - Advanced</p> | |
|  | <p>Year 2 EXTENDED PAINTING METHODS</p> <p>This year-long subject is made up of three separate study units. Each unit runs for a half-day session over a 12 week trimester. Units can be enrolled in any order, or as a single unit of study, if chosen. Three study units complete this subject in the Advanced Diploma of Visual Art.</p> <p>Study Units: 4 EPAa Extended Painting Methods (Autumn) 5 EPAw Extended Painting Methods (Winter) 6 EPAs Extended Painting Methods (Spring)</p> <p>Extended Painting Methods is designed to allow students to advance their developing painterly skills. It is a comprehensive program in teaching techniques, methods and theoretical aspects of observational painting for more developed students and artists. Painting from the figure will be conducted in this subject. Students' individual interests and ambitions will be embraced within more developed technical painting projects. Students will learn techniques and methods of painting representational images, composition and scale, how to use and handle paint competently and generally discover the manipulations used to effect realism and the different degrees of abstracted realism.</p> |
|  | <p>Year 2 EXTENDED DRAWING</p> <p>This year-long subject is made up of three separate study units. Each unit runs for a half-day session over a 12 week trimester. Units can be enrolled in any order, or as a single unit of study, if chosen. Three study units complete this subject in the Advanced Diploma of Visual Art.</p> <p>Study Units: 7 EDa Extended Drawing (Autumn) 8 EDw Extended Drawing (Winter) 9 EDs Extended Drawing (Spring)</p> <p>An intermediate to advanced subject that aims to develop skills, strategies and ideas through general and conceptual drawing. Students learn to translate investigation and research into a developed concept and visual language. Students participate in group critiques and discussions on contemporary drawing practice. This program strengthens students' fluency and confidence to use drawing to trace thoughts and feeling and to develop ideas. Students deepen their visual literacy to pursue ideas beyond the reach of words. The unit is designed to build on existing knowledge, but also to liberate drawing practice from habitual processes, ideas and techniques.</p> |

Year 2

STUDIO EXHIBITION PROJECT & INDEPENDENT STUDIO

This year-long subject is made up of three separate double study units. Each double unit runs for a day (or 2 half day) session over a 12 week trimester. Units can be enrolled in any order, or as a single double unit of study, if chosen. Three double study units complete this subject in the Advanced Diploma of Visual Art. This unit includes a permanent individual studio space in the college.

Study Units:

16 SEPa Studio Exhibition Project & Independent Studio (Autumn)

17 SEPw Studio Exhibition Project & Independent Studio (Winter)

18 SEPs Studio Exhibition Project & Independent Studio (Spring)



This subject follows on from Studio Art & Ideas and encourages students to explore a range of art practices whilst developing their own approaches, helping them to become more self-directed and independent. Attention will be paid to methods and materials and the relationship to students' ideas whether it is painting, sculpture, digital, drawing, photography or other. Students will take creative risks and experiment with different media with the view clarifying their own direction and becoming further drawn into their own work. The subject recognises that art is practiced through many disciplines and students may work in any form or media.

The subject is held over a full day with tutorial classes in the morning and independent studio time in the afternoon. The afternoon includes a Visiting Artists program in which a range of outside professional artists will give talks on their work and give tutorials to students every second week. Each trimester begins a theme or idea which the student uses to initiate a studio enquiry of their own. Students develop their work over 3 trimesters and engage in individual and group discussions about their work and the work of others, culminating in presentations in the gallery in the final week, week 11 of each trimester. Full-time students, as a key part of their course, will receive their own studio space, gain practical support through extended Drawing and Painting units and study the theory and context of art and professional practice. On completion of a year of study culminates in a major exhibition of the students' work in the Latrobe College Gallery.

Year 2

ART PRACTICE & THEORY

This year-long subject is made up of three separate study units. Each unit runs for a half-day session over a 12 week trimester. Units can be enrolled in any order, or as a single unit of study, if chosen. Three study units complete this subject in the Advanced Diploma of Visual Art.

Study Units:

23 ATPa Artist Theory & Practice (Autumn)

24 ATPw Artist Theory & Practice (Winter)






25 ATPs Artist Theory & Practice (Spring)












Students develop their understanding of the art world enabling them to develop career strategies and skills in approaching galleries, applying for awards and prizes, and documenting art work and more. Students also learn about gallery representation and how to develop exhibition proposals, artist statements and CVs. Regular gallery visits and talks by gallery directors and artists are a fundamental part of this subject.






The course links closely with each student's studio practice and interest area and focus on self-devised, proposal-based creative projects and real-world outcomes. Students are encouraged to establish networks and communicate with other artists and arts professionals. The course includes field visits to various art venues (commercial, public and artist-run galleries, studios, collections). Students undertake independent research, learning new ways of thinking about and managing a professional arts practice.

Students engage in critical evaluation of relevant literature theory and artistic practice; to develop an understanding of the artists' relationship with and responsibility to the art world. The aim of the course is to enable students to connect their studio work in the framework of contemporary art practice and to develop an awareness of career structures and possibilities.

| | |
|---|--|
| | <h2>GRAPHIC DESIGN</h2> <p>CUA50715 Diploma of Graphic Design - 1 year Students new to graphic design</p> |
|  | <h3>IMAGING & GRAPHICS</h3> <p>This study unit runs for a half-day per week over a 12 week trimester. Single unit study is available.</p> <p>Study Unit: 28 IG Imaging & Graphics</p> <p>A comprehensive introduction to Adobe Creative Suite's Illustrator and InDesign, the most fundamental software programs used in the digital, design, and creative industry. Comprehensively covered are production of digital images and graphics creation including text & layout. Through projects and tutorials, students build a solid tool kit for use in designing outcomes of a professional standard. Students produce a body of creative work to contemporary design standards.</p> |
|  | <h3>DESIGN COMMUNICATION</h3> <p>This subject is made up of two separate study units. Each study unit runs for a 12 week trimester, once a week, and can be enrolled in any order or as a single unit of study, if chosen. The two units complete this subject in the Diploma of Graphic Design.</p> <p>Study Units: 30 DCG Design Communication Graphics 31 DGT Design Communication Typography</p> <p>This subject introduces students to design principles including colour, hierarchy, balance and alignment. Emphasis is placed on the use of symbolic language and archetypes to build effective communication through strong visual narratives. Tutorials, projects and in-class exercises facilitate a thorough understanding of communication design basics. Typography is a language unique to communication design and in this subject, students gain typesetting skills along with a passion for the rich history and technical artistry of type. Students are encouraged to build a sound tool kit for effective use of type as a fundamental aspect of design.</p> |
|  | <h3>DESIGN THEORY & PRACTICE</h3> <p>This study unit runs for a half-day per week over a 12 week trimester. Single unit study is available.</p> <p>Study Unit: 32 DTP Design Theory & Practice</p> <p>This subject gives students the opportunity to engage with the dynamic scope of contemporary design theory and historical design movements. Students gain a strong foundation on which to build their own unique visual language and make informed decisions in creative environments. With a strong focus on professional practice, students gain exposure to briefing and consultation processes, along with insights into creative studio management. Case studies and design trends are explored via current local and international design studios and campaigns.</p> |
|  | <h3>WEB DESIGN</h3> <p>This study unit runs for a half-day per week over a 12 week trimester. Single unit study is available.</p> <p>Study Unit: 37 WD Web Design</p> <p>Web design is constantly evolving. It is now essential that communication designers have an understanding of how design translates to a web environment. In this subject students gain a basic understanding of HTML, CSS and responsive web design along with CMS and SEO principles. A rich variety of case studies are investigated with a view to identifying what works well and what makes life difficult for the user in the ever-growing arena of web. Through exposure to the latest web trends and with step-by-step guidance, students have the opportunity to design and build sites to a professional standard.</p> |
|  | <h3>STUDIO ART & DESIGN</h3> <p>This study unit runs for a half-day per week over a 12 week trimester. Single unit study is available.</p> <p>Study Unit: 29 SA&D Studio Art & Design</p> <p>The field of visual elements relevant to graphic designers is expanded upon in this subject. Practice with artistic processes develops a greater ability to solve design problems and generate innovative outcomes. This subject develops the skills & senses, broadening the range of ideas available to the designer. Artists' practices are investigated such that the designer might connect and develop their own artistic sensibility. Elements such as colour, surface, space & time will be explored. The projects in this course utilise hands-on techniques such as material research collection, hand lettering and typographical printmaking, image cropping and juxtaposition, and layout for a small book. Very practical processes create a tangible vehicle for the unexpected ideas generated during this course, and allow space for a truly original voice for the designer.</p> |

| | |
|---|--|
|  | <p>CONCEPT, BRANDING & IDENTITY</p> <p>This subject is made up of two separate study units. Each study unit runs for a 12 week trimester, once a week, and can be enrolled in any order or as a single unit of study, if chosen. The two units complete this subject in the Diploma of Graphic Design.</p> <p>Study Units: 35 COD Concept and Development 36 BRI Branding and Identity</p> <p>These two subjects are designed to aid creative outcomes and develop professional visual communication skills. Students explore creative thinking techniques and apply knowledge to create effective branding through a series of tailored design briefs. Branding and identity design are core disciplines in creative industry. Students learn what it takes to create a successful client focused brand that effectively communicates with a target audience. Creative projects range from identity application and collateral design to exploring the complexities of re-branding a business.</p> |
|  | <p>PUBLISHING & PACKAGING</p> <p>This subject is made up of two separate study units. Each study unit runs for a 12 week trimester, once a week, and can be enrolled in any order or as a single unit of study, if chosen. The two units complete this subject in the Diploma of Graphic Design.</p> <p>Study Units: 35 PPw Publishing & Packaging W 36 PPs Publishing & Packaging S</p> <p>These two trimester subjects explore the print-based disciplines of design industry. Students gain skills in publication design utilising grid layouts, typesetting and design principles to create dynamic compositions. Contemporary case studies are drawn on for inspiration and inform unique project outcomes ranging from magazine layouts to collateral design. The fundamental aspects of packaging design are explored through creative project work and backed up with tutorials centred on contemporary printing methods. Students learn how to translate creative concepts into professional 3D packaging outcomes.</p> |
|  | <p>DIGITAL & MOVING IMAGE</p> <p>This subject is made up of two separate study units. Each study unit runs for a 12 week trimester, once a week, and can be enrolled in any order or as a single unit of study, if chosen. The two units complete this subject in the Diploma of Graphic Design.</p> <p>Study Units: 26 DMIw Digital Moving Image W 27 DMIs Digital Moving Image S</p> <p>Digital & Moving Image aims to introduce students to the world of digital art technologies as a creative tool. It covers basic video / digital production techniques and experimentation– as applied in the creative industries. It can be used by visual artists, graphic designers, animators, photographers, as well as students new to the digital medium, to get off the ground in the world of digital art. This unit is taught as a series of tutorials and practical projects designed to introduce students to a variety of digital art production and video editing techniques including basic editing, simple film making techniques, green screening, animating in iMovie and digital image manipulation techniques in Adobe Photoshop.</p> |
|  | <p>DRAWING & MIXED MEDIA</p> <p>This study unit runs for a half-day per week over a 12 week trimester. Single unit study is available.</p> <p>Study Unit: 7 DMMa Drawing & Mixed Media Layers A</p> <p>In this subject students explore fundamental and expanded methods of drawing. Centred on developing observational skills, representational form and encouraging confidence with different materials. This subject encourages versatile manipulation of the design space. Students will also draw from a professional life model. Materials may include wet and dry media, biro, charcoal, graphite, chalk pastel, ink, collage, paint, digital image and photography.</p> |

| | |
|--|---|
| | No prerequisites needed to enter subjects other than Visual Art - Advanced |
| <p>PHOTOGRAPHY & PHOTO IMAGING CUA50915 Diploma of Photography & Photo Imaging - 1 year Students new to photography study</p> | |
|  | <p>IMAGE CAPTURE This study unit runs for a half-day per week over a 12 week trimester. Single unit study is available.</p> <p>Study Unit: 47 IC Image Capture</p> <p>The student learns how to apply the skills and knowledge required to produce creative and innovative photo images. Students acquire the ability to plan shoots, set up cameras, adjust and calibrate settings for camera exposure and subject lighting. This subject is a combination of lecture, presentation/assignment and critique to evaluate effectiveness of visual images in relation to the target audience.</p> |
|  | <p>MAKING PHOTOGRAPHS This study unit runs for a half-day per week over a 12 week trimester. Single unit study is available.</p> <p>Study Unit: 39 MP Making Photographs</p> <p>The student will learn to use a DSLR camera, from pre-sets through to manual mode examining the history and theory of photography and identifying key figures and their specific techniques and methods. The subject is a combination of lecture, demonstration, shooting assignment and critique, and allows students to obtain a working knowledge of the creative image making practice.</p> |
|  | <p>DIGITAL & MOVING IMAGE This subject is made up of two separate study units. Each study unit runs for a 12 week trimester, once a week, and can be enrolled in any order or as a single unit of study, if chosen. The two units complete this subject in the Diploma of Photography & Photo Imaging.</p> <p>Study Units: 26 DMLw Digital Moving Image W 27 DMLs Digital Moving Image S</p> <p>Digital & Moving Image aims to introduce students to the world of digital art technologies as a creative tool. It covers basic video / digital production techniques and experimentation— as applied in the creative industries. It can be used by visual artists, graphic designers, animators, photographers, as well as students new to the digital medium, to get off the ground in the world of digital art. This unit is taught as a series of tutorials and practical projects designed to introduce students to a variety of digital art production and video editing techniques including basic editing, simple film making techniques, green screening, animating in iMovie and digital image manipulation techniques in Adobe Photoshop.</p> |
|  | <p>DESCRIPTIVE & EMOTIVE LIGHTING This study unit runs for a half-day per week over a 12 week trimester. Single unit study is available.</p> <p>Study Unit: 38 LIG Descriptive & Emotive Lighting</p> <p>The student learns to examine descriptive and emotive lighting affects by exploring and cataloguing historical figures within lighting and photography. The students will practice both colour and black and white and uncover techniques of strobe lighting, reflectors, diffusers, and experimental flash techniques. From low light and long exposure to lighting up every detail in the image, the student will find a wealth of lighting techniques and approaches in which to command their photographic practice.</p> |
|  | <p>SEEING COLOUR This study unit runs for a half-day per week over a 12 week trimester. Single unit study is available.</p> <p>Study Unit: 40 COL Seeing Colour</p> <p>This subject will give the student an opportunity to understand and produce images using the visible spectrum accurately. Students equip themselves with an array of technology to build a workflow and understand colour from image capture, to screen calibration. Students will become versed in temperature, colour correction, filtration, tonal reproduction, luminance, as well as to turn colour images successfully into high quality monochrome.</p> |

| | |
|---|--|
|  | <p>BEYOND IMAGE CAPTURE This study unit runs for a half-day per week over a 12 week trimester. Single unit study is available.</p> <p>Study Unit: 41 BIC Beyond Image Capture</p> <p>The subject brings together an array of areas that utilizes the style of illustrative photography. The student is encouraged to follow their passion, whether it is within visual art, photomedia, advertising, fine art photography or architecture. Students will be given a conceptual framework in which to consider their shoots and master different facets of photography to prepare them for a professional career.</p> |
|  | <p>PHOTOMEDIA This study unit runs for a half-day per week over a 12 week trimester. Single unit study is available.</p> <p>Study Unit: 43 PHM Photomedia</p> <p>The subject is an introduction to traditional and contemporary photomedia practices from the European avant-garde to contemporary practices today. This subject will examine analogue printing process from the dawn of photography. Sessions include printing demonstrations followed by darkroom practices. This subject concentrates on combining darkroom with digital methods allowing and encouraging students to explore a wealth of photographic possibilities made available today.</p> |
|  | <p>IMAGE TRENDS This study unit runs for a half-day per week over a 12 week trimester. Single unit study is available.</p> <p>Study Unit: 44 IT Image Trends</p> <p>The subject will introduce the students to the trends and forces currently shaping the Australian art scene. This is closely applied through regular class exercises and projects that encourage the student to begin to examine and build a distinctive image process by studying a variety of international streams such as social change, documentary, landscape, built environment, the intimate and performance. The unit is set around identifying trends in emerging technologies to challenge conventional approaches within technical image making.</p> |
|  | <p>PHOTOGRAPHY PROJECT This study unit runs for a half-day per week over a 12 week trimester. Single unit study is available.</p> <p>Study Unit: 42 PHP Photography Project</p> <p>The subject is an introduction to Adobe Lightroom as a raw editor and Adobe Photoshop to achieve complex imaging needs. Students develop the knowledge and skills to utilise imaging technologies and techniques to construct specific visual messages to target specific audiences. By using specialised imaging technology and techniques the student will begin to create their vision and apply this across a body of work and then plan, prepare and organise the body of work for presentation.</p> |
|  | <p>PHOTOGRAPHY STUDIO This subject is made up of two separate study units. Each study unit runs for a 12 week trimester, once a week, and can be enrolled in any order or as a single unit of study, if chosen. The two units complete this subject in the Diploma of Photography & Photo Imaging.</p> <p>Study Units: 45 PHSw Photography Studio W 46 PHSs Photography Studio S</p> <p>This subject is about learning how to marry creative ideas with materials and processes. For new students it is the critical beginning to making photographic art and ramping up their personal development in photography. In this subject, students' can take creative risks and experiment with different media or they can expand on a technique they are learning, or have learnt, in another digital or photographic class. The students will examine a range of inspiring techniques such alternative methods of applying liquid and tar to photographs and altering the nature of the surface of the image. Under guidance and support from experienced photography teachers and practising artists, projects are initiated to stimulate ideas and students gain confidence exploring possibilities that enable them to grow their creative work. It is the beginning of identifying what photographic form a student would like to make or what mediums or techniques they would like to further examine. Other subjects focus on teaching of skills of particular techniques and methods whereas Photography Studio focuses on the student to help them to identify their strengths and interests and how to develop and shape them. The students' voice and identity often emerge in this subject.</p> |